









STUDY PROTOCOL

**REVISÉD Remote multicomponent rehabilitation compared to standard care for survivors of critical illness after hospital discharge (iRehab): a protocol for a randomised controlled assessor-blind clinical and cost-effectiveness trial**

[version 2; peer review: 2 approved]

Brenda O'Neill <sup>1</sup>, Judy Martina Bradley<sup>2</sup>, Bronwen Connolly <sup>2,3</sup>, Julie Bruce <sup>4,5</sup>, Martin Underwood<sup>4,5</sup>, Ranjit Lall<sup>4</sup>, Chen Ji<sup>4</sup>, Jill Costley<sup>1</sup>, Rachel Clarke<sup>6</sup>, Paul Dark<sup>7</sup>, Penelope Firshman<sup>8</sup>, Nigel D Hart<sup>9</sup>, Annette Henderson<sup>1</sup>, Katherine Jones <sup>4</sup>, Roger Kenyon <sup>10</sup>, Jason Madan<sup>4</sup>, Gavin D Perkins<sup>4</sup>, Mariam Ratna<sup>4</sup>, Kerry Raynes<sup>4</sup>, Ella Terblanche<sup>11</sup>, Rowena Williams<sup>4</sup>, Mandana Zanganeh <sup>4</sup>, Danny McAuley<sup>2</sup>

<sup>1</sup>Ulster University Institute of Nursing and Health Research, Belfast, Northern Ireland, UK  
<sup>2</sup>Queen's University Belfast Wellcome-Wolfson Institute for Experimental Medicine, Belfast, Northern Ireland, UK  
<sup>3</sup>The University of Melbourne Melbourne School of Health Sciences, Melbourne, Victoria, Australia  
<sup>4</sup>University of Warwick Warwick Clinical Trials Unit, Coventry, England, UK  
<sup>5</sup>University Hospitals Coventry and Warwickshire NHS Trust, Coventry, England, UK  
<sup>6</sup>University Hospitals Plymouth NHS Trust, Plymouth, England, UK  
<sup>7</sup>The University of Manchester Division of Infection Immunity and Respiratory Medicine, Manchester, England, UK  
<sup>8</sup>Surrey and Sussex Healthcare NHS Trust, Redhill, England, UK  
<sup>9</sup>General Practitioner and Clinical Professor in General Practice, School of Medicine, Dentistry and Biomedical Sciences, Queen's University Belfast, Belfast, Northern Ireland, UK  
<sup>10</sup>Patient advisory group and PPI representative on iRehab Trial Management Group, Preston, England, UK  
<sup>11</sup>Principal Critical Care Dietitian, Health Sciences University, Bournemouth, England, UK

**v2** First published: 10 Apr 2025, 5:29  
<https://doi.org/10.3310/nihropenres.13910.1>  
Latest published: 22 Aug 2025, 5:29  
<https://doi.org/10.3310/nihropenres.13910.2>




Abstract

Background

The consequences of critical illness can be substantial and multifactorial, encompassing physical deconditioning, mental health impairments, fatigue, and declines in health-related quality of life. We hypothesise that for people discharged after intensive care unit (ICU) for a critical illness, a six-week remote multicomponent rehabilitation intervention improves health-related quality of life, physical function,

Open Peer Review

Approval Status  

	1	2
version 2		
(revision)		
22 Aug 2025		
version 1		
10 Apr 2025	<a href="#">view</a>	<a href="#">view</a>
1. Kirby Mayer  , University of Kentucky,		

fatigue, mood, and other health-related outcomes after eight weeks, compared to standard care.

## Methods

This is a pragmatic, randomised controlled, open-label, assessor blind, multicentre, clinical and cost effectiveness trial with internal pilot and embedded process evaluation. Recruitment will take place in NHS hospitals across the UK. Adults (n=428: control n= 197; intervention: n=231) within 12 weeks of discharge from hospital following an ICU admission for critical illness, requiring mechanical ventilation  $\geq 48$  hours will be recruited.

The intervention is a six week multicomponent, structured, rehabilitation programme, delivered remotely by a trained intervention team. The intervention includes four components: weekly symptom management; targeted exercise; psychological support, and peer support and information. The control group will receive standard NHS care.

The primary outcome is Health-related quality of life (HRQoL) at eight weeks post-randomisation measured using the EQ-5D-5L. Secondary outcomes are: HRQoL (six months), physical function, fatigue, illness perceptions anxiety and depression, healthcare resource use at eight weeks and six months and intervention acceptability.

## Conclusions

This trial will test a centrally delivered multicomponent rehabilitation intervention for survivors of critical illness, irrespective of geographic location or critical illness diagnosis.

## Trial registration

The trial is registered (04.07.2022) with the International Standard Randomised Controlled Trial Number (ISRCTN) Register  
ISRCTN11266403 <https://doi.org/10.1186/ISRCTN11266403>

## Plain Language Summary

Patients treated in intensive care need a great deal of special care and support. After discharge from hospital, some people find their muscles are still weak and their ability to exercise and to do everyday things may still be affected. They can also have confused memories of their time in the intensive care unit. Currently, in most areas in the UK there is no organised rehabilitation offered to patients after discharge home following critical illness

We want to find out if a six-week rehabilitation programme (support and exercises) will help patients following intensive care who are discharged from hospital.

Kentucky, USA

2. **Heather K O'Grady**, Niagara Health System  
(Ringgold ID: 27363), Saint Catharines,  
Canada  
McMaster University, Hamilton, Canada

Any reports and responses or comments on the article can be found at the end of the article.

We will include patients (n=428) who have gone home from hospital after critical illness. In our previous research studies, patients helped us to identify what should be included in a support and exercise rehabilitation programme. The programme is based on what the patients' needs are. A member of the healthcare team will speak to every individual patient by video or phone on a weekly basis. They will provide helpful information, tips to support recovery, and help to do some exercises.

In this study we will compare the quality of life, physical strength, and emotional wellbeing of the patients who take part in the rehabilitation programme with the patients who do not. We will also ask patients about their tiredness, and views about recovery. This information will be collected at 6 weeks and at 6 months by researchers not involved in the rehabilitation. Additionally, we will be looking at value for money.

We hope that patients will be helped by this rehabilitation programme. If successful, then it will provide useful information to help the development of cost-effective services for patients after critical illness. At the end of the trial, we will share our findings.

**Keywords**

Intensive Care, ICU, Rehabilitation, Recovery, Critical illness, Individualised, Remote

**Corresponding author:** Brenda O'Neill ([b.oneill@ulster.ac.uk](mailto:b.oneill@ulster.ac.uk))

**Author roles:** **O'Neill B:** Conceptualization, Data Curation, Funding Acquisition, Investigation, Methodology, Project Administration, Resources, Supervision, Validation, Visualization, Writing – Original Draft Preparation, Writing – Review & Editing; **Bradley JM:** Conceptualization, Data Curation, Funding Acquisition, Investigation, Methodology, Project Administration, Resources, Supervision, Validation, Visualization, Writing – Original Draft Preparation, Writing – Review & Editing; **Connolly B:** Conceptualization, Data Curation, Funding Acquisition, Investigation, Methodology, Project Administration, Resources, Supervision, Validation, Visualization, Writing – Original Draft Preparation, Writing – Review & Editing; **Bruce J:** Funding Acquisition, Investigation, Methodology, Project Administration, Resources, Supervision, Validation, Visualization, Writing – Review & Editing; **Underwood M:** Funding Acquisition, Investigation, Methodology, Validation, Visualization, Writing – Review & Editing; **Lall R:** Funding Acquisition, Investigation, Methodology, Validation, Visualization, Writing – Review & Editing; **Ji C:** Funding Acquisition, Investigation, Methodology, Validation, Visualization, Writing – Review & Editing; **Costley J:** Investigation, Methodology, Resources, Validation, Visualization, Writing – Review & Editing; **Clarke R:** Investigation, Methodology, Resources, Validation, Visualization, Writing – Review & Editing; **Dark P:** Funding Acquisition, Investigation, Methodology, Resources, Validation, Visualization, Writing – Review & Editing; **Firshman P:** Investigation, Methodology, Resources, Validation, Visualization, Writing – Review & Editing; **Hart ND:** Funding Acquisition, Investigation, Methodology, Resources, Validation, Visualization, Writing – Review & Editing; **Henderson A:** Investigation, Methodology, Resources, Validation, Visualization, Writing – Review & Editing; **Jones K:** Investigation, Methodology, Validation, Visualization, Writing – Review & Editing; **Kenyon R:** Investigation, Methodology, Validation, Visualization, Writing – Review & Editing; **Madan J:** Funding Acquisition, Investigation, Methodology, Validation, Visualization, Writing – Review & Editing; **Perkins GD:** Funding Acquisition, Investigation, Methodology, Validation, Visualization, Writing – Review & Editing; **Ratna M:** Investigation, Methodology, Validation, Visualization, Writing – Review & Editing; **Raynes K:** Data Curation, Methodology, Project Administration, Resources, Software, Validation, Visualization, Writing – Review & Editing; **Terblanche E:** Investigation, Methodology, Resources, Validation, Visualization, Writing – Review & Editing; **Williams R:** Data Curation, Methodology, Project Administration, Software, Validation, Visualization, Writing – Review & Editing; **Zanganeh M:** Investigation, Methodology, Validation, Visualization, Writing – Review & Editing; **McAuley D:** Conceptualization, Data Curation, Funding Acquisition, Investigation, Methodology, Project Administration, Resources, Supervision, Validation, Visualization, Writing – Original Draft Preparation, Writing – Review & Editing

**Competing interests:** Bronwen Connolly: Deputy Chair, NIHR Critical Care National Specialty Group Paul Dark: NIHR Deputy Medical Director, Research Delivery Network National Coordinating Centre, Leeds, England Danny McAuley NIHR Scientific Director for Research Programmes

**Grant information:** This project is funded by the National Institute for Health Research (NIHR) under its [National Institute for Health and Care Research Health Technology Assessment (HTA) Programme' (Grant Reference Number:132871)]. The views expressed are those of the authors and not necessarily those of the NIHR or the Department of Health and Social Care.

*The funders had no role in study design, data collection and analysis, decision to publish, or preparation of the manuscript.*

**Copyright:** © 2025 O'Neill B *et al.* This is an open access article distributed under the terms of the [Creative Commons Attribution License](https://creativecommons.org/licenses/by/4.0/), which permits unrestricted use, distribution, and reproduction in any medium, provided the original work is properly cited.

**How to cite this article:** O'Neill B, Bradley JM, Connolly B *et al.* **Remote multicomponent rehabilitation compared to standard care for survivors of critical illness after hospital discharge (iRehab): a protocol for a randomised controlled assessor-blind clinical and cost-effectiveness trial [version 2; peer review: 2 approved]** NIHR Open Research 2025, 5:29 <https://doi.org/10.3310/nihropenres.13910.2>

**First published:** 10 Apr 2025, 5:29 <https://doi.org/10.3310/nihropenres.13910.1>

**REVISED Amendments from Version 1**

Minor amendments have been made to the sections below based on suggestions following peer review:

**Trial interventions**

The reference to the manuscript reporting the development (content, theory, and construction) of the intervention has been included <https://openresearch.nihr.ac.uk/articles/5-64/v1>

An additional figure has been added - "Figure 1: The four main components included in the iRehab intervention"

**Methods**

'Participant identification and consent process' - words added for clarification 2 "After leaving hospital contact is usually by phone or an alternate method based on the patient's preference (e.g. study information can be emailed, posted.)"

'Secondary Outcomes' - wording to describe the 30s STS has been revised to "Leg strength/Exercise capacity (sit to stand test)"<sup>41,42</sup>

'Trial Oversight' - typographical error has corrected

'Internal Pilot' - words added to clarify pre-specified criteria to help determine whether the main study would proceed following the internal pilot "The recommended traffic light system will be used to guide decisions regarding progression of the trial based on pilot recruitment data [Please see Extended data file for further details]" with further details of the criteria in the Extended data file.

**Any further responses from the reviewers can be found at the end of the article**

**Background**

Each year, in England, Wales, and Northern Ireland, around 130,000 survivors of critical illness are discharged from hospital<sup>1</sup>. The consequences of critical illness are substantial and multifactorial, often referred to as Post Intensive Care Syndrome (PICS). PICS encompasses physical deconditioning, respiratory and swallowing problems, reduced activities of daily living, cognitive and mental health impairments, fatigue, and poor health-related quality of life (HRQoL)<sup>2-8</sup>. In the UK, one in four people recovering from critical illness experience an unplanned hospital readmission within 90 days of discharge<sup>9</sup>. Nearly half of survivors of a critical illness fail to return to work after 12 months<sup>10,11</sup>. UK data also highlight the increase in social care support required for ICU survivors<sup>11</sup>. Therefore, there is a need to intervene to improve the long-term health of patients discharged home after intensive care<sup>12</sup>.

Although regular assessment and rehabilitation is recommended as people transition between care settings and different stages of recovery, in the UK these services are ad hoc, and variable in terms of structure, content, and format of delivery<sup>13</sup>. A national survey of UK ICUs found that very few hospitals offer a post-discharge physical rehabilitation programme or structured support (31/176, 18%)<sup>14</sup>.

Exercise programmes can aid physical recovery and support emotional and mental wellbeing in people with a range of conditions e.g. chronic obstructive pulmonary disease, chronic

fatigue, congestive heart failure and post-COVID syndrome<sup>15-18</sup>. There is evidence to support the rehabilitation of critically ill patients within ICU, but a paucity of literature to support rehabilitation following discharge from ICU and hospital<sup>19</sup>. A 2015 Cochrane review (6 studies 483 adult ICU participants) found that evidence for the effectiveness of post-hospital discharge rehabilitation interventions for survivors of critical illness was inconclusive<sup>20</sup>. Nonetheless, findings from qualitative studies suggest that whilst individuals' needs after critical illness were multifaceted<sup>21</sup>, experiences of participating in rehabilitation programmes were markedly positive across domains of health, wellbeing, and perceived rate and quality of recovery<sup>22</sup>. Participants had previously been admitted to ICU and they emphasised the need for multicomponent rehabilitation as well as a more individualised approach<sup>22,23</sup>.

Identifying ways to support people returning home after a stay in ICU has been ranked a key priority for research by survivors, their families, and researchers<sup>12</sup>. Feasible and alternative approaches to provide rehabilitation to patients are needed to reach all those who could benefit and to optimise geographic access<sup>24</sup>. Technology-enabled care has been shown to be effective, cost efficient and accessible for delivery of rehabilitation in other illnesses and settings<sup>15,25-33</sup> but rehabilitation delivered via a remote platform needs to be tested in people after critical illness before widespread implementation in the NHS. Our proposed intervention includes strategies to improve recovery, collectively delivered in an efficient, centralised format for ease of user-accessibility in a modern health service. The rehabilitation intervention will be delivered remotely and attempt to accommodate accessibility issues, and promote ethnic and socioeconomic diversity.

We hypothesise that for people following a hospital admission that included admission to an ICU for a critical illness, a six-week remote multicomponent rehabilitation intervention improves health-related quality of life, physical function, fatigue, mood, and other health-related outcomes after eight weeks, compared to standard care. Our research question is 'What is the clinical and cost effectiveness of a remote multicomponent rehabilitation intervention in survivors of critical illness following discharge home from ICU, compared to standard care?'

**Objectives**

- To investigate the effects of a six-week remote multicomponent rehabilitation intervention compared to standard care on health-related quality of life at eight weeks post-randomisation
- To investigate the short and longer term effects of a six-week remote multicomponent rehabilitation intervention compared to standard care on physical function, illness perceptions, fatigue, anxiety, depression, and adverse events at eight weeks and six months post-randomisation.
- To determine explanatory factors influencing outcomes via assessment of acceptability of the intervention and standard care and an embedded process evaluation.

e) To evaluate the cost-effectiveness of the multicomponent rehabilitation intervention compared to standard care over six months follow-up.

## Methods

### Patient and Public Involvement

Effective PPI is at the heart of key decisions made during this trial. We have ensured partnership with our PPI members from the design stage, and this will continue through to completion and dissemination.

Our patient partners agreed the research question was important. Their input relating to the lived experience of the participant journey following critical illness confirmed the need to test an individualised multicomponent approach to rehabilitation.

They confirmed practical information e.g. access to computers, agreed the study primary outcome measure and advised about best approaches for seeking consent from a participant. We meet regularly with our iRehab Patient Advisory Group (PAG) for their input, and they have representation on the iRehab Trial Management Group to ensure their views are included in decisions about trial delivery. Training and support for all PPI members in the PAG is offered to help with understanding of trial and trial procedures, and to optimise opportunity for meaningful input. Examples of active contribution by the PAG include informing best practice guidance on lay language to explain the trial to patients and relatives when identifying patients for the trial, preparing materials including recruitment materials to optimise equity of access, advising on how the approach to delivery of the intervention needs to be refined at individual level to be cognisant of specific circumstances.

Our PAG are supporting plans for the trial dissemination of findings with other ICUs, clinicians, researchers, and patient groups. Their input will help ensure findings are presented in a format that is accessible to a wide audience and will include a range of opportunities for presenting trial results to patients and family members e.g. at support group meetings or via community or charity events, and use of social media. Key items relating to PPI in the iRehab trial will be reported using the Guidance for Reporting Involvement of Patients and the Public (version 2) checklist<sup>34</sup>.

### Study design and setting

This is a pragmatic, randomised controlled, open-label, assessor blind, multicentre, clinical and cost effectiveness trial with internal pilot and embedded process evaluation. The study interventions will be delivered remotely via online video or by telephone in the participants' own homes. Patients will be recruited from at least 30 NHS hospitals across UK.

This protocol is reported in accordance with recognised recommendations (SPIRIT) for reporting a clinical trial protocol<sup>35</sup>.

### Population

People are eligible for inclusion if they meet all the following criteria: Aged  $\geq 18$  years; received continuous invasive mechanical ventilation for 48 hours or longer; are within 12 weeks following discharge home from hospital at time of consent; understand spoken English or have a family member/friend/other present to translate trial materials; able to participate in the intervention and with trial procedures e.g. using equipment such as computer or telephone.

Exclusion criteria are: Declined consent or unable to provide consent; Previous randomisation into the present trial; Participating in another rehabilitation or self-management support trial; Contra-indication to exercise; Severe mental health problems that preclude participation in a group intervention; Discharged to a rehabilitation unit, or care home with/without nursing care; Prisoners.

### Recruitment procedures

The inclusion/exclusion criteria will enrol a broad population who may benefit from the intervention. We will implement strategies to encourage inclusion, e.g. using local trial champions that understand the specific cultures within each hospital site; simplify recruitment and consent procedures and provide a translator for those not fluent in English. We have considered information from the INCLUDE project which includes suggestions about how to improve inclusion of groups that are at risk of being underserved<sup>36</sup>. Any hospital that offers active structured rehabilitation programme as part of their care pathway will not be approached.

### Participant identification and consent process

Potential participants will be identified via screening by clinical teams/site trial champion at hospital sites. Potential participants may be identified through patient electronic databases at each of the trial sites, referrals or whilst patients attend hospital follow-up clinics. If a person would like to participate, their initial eligibility will be checked by a suitably trained member of the hospital research team listed on the trial delegation log. The research team member will ensure the potential participant has read the patient information leaflet (PIL), understands what is involved with the trial, is willing to be randomised and has had the chance to answer and discuss any questions before proceeding to consent.

After leaving hospital contact is usually by phone or an alternate method based on the patient's preference (e.g. study information can be emailed, or posted). Consent to join the trial will be taken, by telephone or video call, once the participant has returned home, by an appropriately delegated member of the research team. This model for consent has become widely accepted in clinical trials<sup>37</sup>. Participants will also be asked for their consent to be contacted at a later stage about an interview with a researcher.

People who self-refer will be considered for the trial provided eligibility criteria can be verified. The trial will be promoted



though local/national media/social media, relevant charities and on the trial website. Eligibility for self-referred patients will be confirmed via hospital clinical or research teams with permission provided by the potential participants to source this confirmation, or by the potential participant directly contacting the hospital requesting they provide the confirmation.

### Trial interventions

Rehabilitation intervention (iRehab Intervention): A patient-centred, structured, individually tailored, multi-component intervention delivered remotely to trial participants by a trained iRehab intervention team over six weeks (<https://openresearch.nihr.ac.uk/articles/5-64/v1>). The rehabilitation package includes four core components (Figure 1) : 1. Weekly focused discussion and expert guidance to determine individual symptoms and management plans; 2. Exercise and physical activity 3. Psychological wellbeing support; 4: Group based peer support sessions and other information. These components are adapted and progressed according to individual ability and user accessibility, delivered via remote delivery by a core, trained intervention team. The intervention will be reported in accordance with the TIDieR checklist and guide<sup>38</sup>. An overview is presented in Table 1.

**Format and mode of delivery:** Weekly one-to-one remote sessions with a trained iRehab specialist. Participants will be encouraged to attend a weekly group-based remote exercise session and a group-based remote peer support session (iRehab peer support Café).

The preferred mode of remote delivery will be agreed with the participant and potential barriers to implementation will be considered. Remote delivery will be facilitated by online platforms i.e. Microsoft Teams or Zoom, supported with video

platform BEAM<sup>®</sup> or via telephone, and all participants will receive colour-printed study manual(s) by post which will be referred to during the remote sessions as needed.

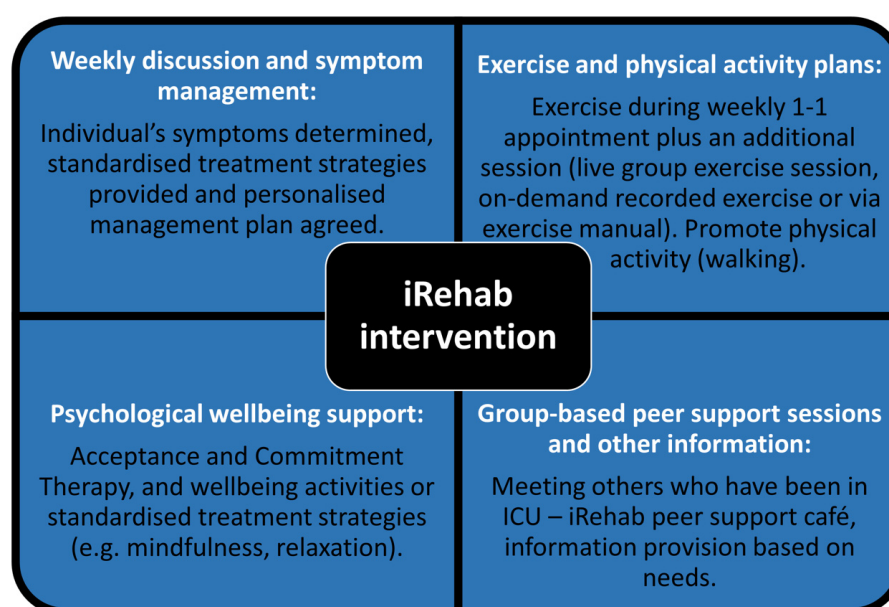
The iRehab intervention team will receive bespoke training and certification, and ongoing mentorship throughout the trial. To minimise performance bias in intervention delivery, the core components will be protocolised to guide overarching delivery, whilst still enabling flexibility in how components are applied to individual participants. Active monitoring and early feedback will be implemented to ensure intervention fidelity<sup>39-41</sup>

### Standard care

Standard NHS care, without active rehabilitation, will be the trial comparator. No further intervention will be offered after completion of baseline assessment and randomisation, other than usual NHS care. We will record healthcare resource use for all participants across the trial period.

### Data collection

Following consent, baseline demographic data collection will include medical history and co-morbidities, pre-ICU admission functional status, ICU admission illness severity using acute physiology and chronic health evaluation II (APACHE II) score and duration of ventilation, ICU and hospital stay. Clinical data will be recorded from hospital records. All outcome measures (Table 2) will be collected at baseline, eight weeks, and six months post randomisation. Outcome measures will be collected remotely via electronic platform: participants will be sent an email and/or text link to access and complete these online, or we will post them and if required support completion by telephone, depending upon their preferred contact option. Healthcare and social services



**Figure 1.** The four main components included in the iRehab intervention.

**Table 1. Overview of iRehab rehabilitation programme.**

Timing	Session format	Content
Week 1	1-to-1 appointment, online	Explain programme Assess symptoms and identify needs Provide individual symptom management Agree and start exercise and activity plan Agree review appointments
	Independent or online group/recorded exercise session	Home exercise plan/attend group exercise session/access recorded exercise sessions
	Online peer support group (iRehab peer support cafe)	Attend iRehab peer support cafe
Weeks 2 to 6	1-to-1 appointment, online	Weekly review of symptoms and progression through treatment plans Continue needs assessment, symptom management and psychological support Complete live exercise and continue plan for weekly exercise/physical activity Agree review appointments
	Independent or online group/recorded exercise session	Home exercise plan or attend group exercise session/access recorded exercise sessions
	Online peer support group (iRehab peer support cafe)	Attend iRehab peer support cafe
Week 6	Final 1-to-1 weekly session to include review and discharge	Encourage participant to continue with prescribed management plans Identify further sources of support Discharge from intervention.

utilisation (e.g. healthcare appointments, accommodation status, carers, meals on wheels) will be collected at eight weeks and six months post randomisation.

Participants will also be asked to complete the 30-second sit-to-stand test during an online video call (e.g. MS TEAMs) or telephone call with the independent assessor based at Warwick Clinical trials Unit (WCTU). Participants are screened prior to the test and provided with a pulse oximeter (by post) to measure oxygen saturations<sup>42</sup>. If there are safety concerns then participants may be withdrawn from this element of outcome data collection<sup>42,43</sup>.

## Outcome measures

### Primary outcome

The trial primary outcome is HRQoL, measured using the EQ-5D-5L at eight weeks post-randomisation. The EQ-5D-5L is the recommended measure for assessing quality of life in core outcome sets for longer-term outcomes following respiratory failure and physical rehabilitation in critical illness<sup>44,45</sup>. Systematic reviews confirm the EQ-5D-5L to be similarly robust compared with other longer measures, such as the SF-36<sup>46,47</sup>. The scale measures mobility, self-care, usual activities, pain/discomfort, and anxiety/depression from no problems to severe problems. These domains and the visual analogue scale (VAS 0–100mm) capturing health utility are widely used for health economic evaluation. The scale was

responsive to change in a study assessing multicomponent rehabilitation in post-critical illness patients<sup>48</sup> and has been validated for telephone completion. Importantly, our PPI group endorsed quality of life as an important outcome to reflect recovery after critical illness.

### Secondary outcomes

These include:

- EQ-5D at six months<sup>44,45</sup>
- Leg strength/exercise capacity (sit to stand test)<sup>42,43</sup>
- Fatigue (FACIT-F)<sup>8</sup>
- Illness perception (Brief Illness Perception Questionnaire)<sup>49</sup>
- Emotional wellbeing (Hospital Anxiety and Depression Scale (HADS))<sup>50</sup>
- Health and social care data
- Intervention acceptability data will be collected using the theoretical framework of acceptability questionnaire (TFAQ)<sup>51</sup>
- Data on serious adverse events.

An overview of schedule of trial assessments is given in [Table 2](#). Where relevant, appropriate permissions were obtained for use of outcome measures.



**Table 2. Schedule for data collection.**

	Pre-randomisation		Post-randomisation			
	Screening	Baseline	Intervention	Follow-up		
Weeks ± No. Days	Weeks 0–16		Weeks 1–6	Week 8	8–26 weeks	Week 26
Check eligibility	X	X				
Consent participant		X				
<b>Clinical data collection (by site)</b>						
APACHE II score		X				
Medical history		X				
Co-morbidities		X				
Pre-ICU admission functional status		X				
Duration ventilation		X				
Length of ICU stay		X				
Length hospital stay		X				
<b>Participant data collection</b>						
EQ-5D-5L**		X		X		X
30sec Sit-to-Stand		X		X		X
BIPQ		X		X		X
FACT-F		X		X		X
HADS		X		X		X
Health and social care use				X		X
TFAQ				X		
<b>Randomisation</b>		R*				
Intervention delivery			X			
<b>Process evaluation</b>						
					X	
<b>Participant self-report/Site data collection</b>						
AEs		X	X	X		X
SAEs		X	X	X		X

\*Randomisation after consent and participant baseline data collection.

\*\*The minimum core data set will include the EQ-5D-5L at eight weeks and six months

Abbreviations BIPQ-Brief Illness Perception Questionnaire. FACIT-F - Functional Assessment of Chronic Illness Therapy - Fatigue. HADS - Hospital Anxiety and Depression Scale. TFAQ Theoretical Framework of Acceptability Questionnaire. AEs-Adverse Events. SAEs Serious Adverse Events

### Randomisation process

After consent and baseline data collection, participants will be randomised to either standard care only or the rehabilitation intervention. Randomisation will use a minimisation algorithm stratified by (i) hospital site and (ii) duration of continuous invasive mechanical ventilation ( $\leq 7$  days :  $>7$  days). The target allocation ratio will be 1.17: 1 (Intervention: Control)

using a weighted random element to minimise the imbalance. The randomisation schedule will be generated using a computerised system developed by WCTU. Allocations will be done centrally by WCTU to ensure allocation concealment.

To maintain confidentiality, all Case Report Forms (CRFs), trial reports and communication regarding the trial will identify

participants using unique identification numbers only. Treatment allocation will be concealed from the independent assessor performing outcome assessments and at follow-up participants will be asked to not reveal their allocation to the independent assessor. If allocation is revealed, the assessor will record this on the appropriate CRF and a second independent assessor will collect outcomes.

After randomisation, the participant's General Practitioner (GP), and the consultant responsible for their in-patient care will be informed that they are taking part in iRehab trial. GPs will also be informed on the first occasion that a participant's score for either anxiety or depression is  $\geq 8$  on the HADS questionnaire; these letters will include interpretation of HADS score so that the participants GP can provide follow up if appropriate.

### Adherence

Adherence with trial interventions will be monitored throughout the trial. This is a complex multicomponent individualised intervention, and we will include a range of metrics to explore adherence. Uptake and adherence to the iRehab intervention will be evidenced by the number of sessions referred to and attended, over the six-week intervention delivery period<sup>52</sup>. The categories for adherence will be finalised during the Process Evaluation (see next section). At a high level the expectation is that each participant will engage in at least one intervention session per week over the six-week period [where full adherence is defined as the participant has engaged with five or more rehabilitation sessions (out of six); partial adherence is defined as engaged with one to four sessions; and non-attendance defined as none]. Data will also be recorded on the inclusion of exercise components, use of strategies for symptom management, and engagement with psychology and peer support components.

### Process evaluation

The embedded process evaluation runs throughout the pilot and main trial<sup>40,41,53,54</sup>. This process evaluation is led by two trial investigators (JMB, BC) with experience of process evaluation and include the following:

(i) Trial monitoring data. The internal pilot includes assessing the opening of sites, and mapping the recruitment pathway using the Screened, Eligible, Approached, Randomised (SEAR) framework<sup>55</sup>. We are monitoring the number of people approached, reasons for non-eligibility, rate of discontinuation from interventions and trial attrition to allow us to consider accessibility, reach and engagement<sup>55</sup>

(ii) Intervention fidelity. Fidelity checklists developed in the pilot phase, aim to assess the fidelity of the different components of the intervention<sup>39-41,55</sup>. We will assess certification of the intervention team to deliver the intervention, drift throughout the trial and delivery of retraining as required. Fidelity will be further explored in interviews.

(iii) User acceptability. The Theoretical Framework of Acceptability Questionnaire (TFAQ) will be used to assess the extent

to which people delivering or receiving a healthcare intervention consider it to be acceptable, based on anticipated or experiential cognitive and emotional responses to the interventions<sup>51</sup>. The TFAQ will be administered via an online link, post, email, by phone with a member of the research team or at the beginning of interviews.

(iv) Standard care. All sites will be asked for information on whether any structured rehabilitation is provided at the start and during the trial period. This will help us monitor usual care and whether this changed over time.

(v) Qualitative interviews. We will use a topic guide to explore participants' experiences and opinions about acceptability of the intervention and standard care arms according to the TFAQ domains, and their experiences joining the trial and filling out questionnaires, and their recovery trajectory since discharge from hospital. Intervention arm participants will be asked what they liked and disliked about the intervention and feedback on particular programme components. Standard care participants will be asked about any follow-up care they received, and thoughts on the intervention.

We will also use a topic guide to explore iRehab specialists' experiences and opinions on training as an iRehab specialist, the iRehab intervention, intervention delivery and acceptability, thoughts on how to improve trial processes, and thoughts regarding the outcome of the trial. Where possible, we will interview study champions to explore their views about the remote intervention in practice and the trial process. Interviews will be audio recorded, transcribed and analysed. While each component will be undertaken and analysed separately, the findings will be triangulated to integrate the qualitative findings and the trial outcomes, and to help inform the interpretation of results<sup>53,54</sup>.

### Safety

Participant safety and well-being will be protected by implementing Warwick Clinical Trials Unit (WCTU) standard operating procedures for adverse event reporting.

Adverse Events (AEs) and Serious Adverse Events SAEs will be assessed and reported in keeping with regulatory requirements. An AE is defined as any untoward medical occurrence in a clinical trial participant which does not necessarily have a causal relationship with the treatment/intervention. Common AEs associated with exercise will not be recorded as AEs (Breathlessness, Light headedness/dizziness, Muscle stiffness/soreness, Tiredness/fatigue, Oxygen desaturation that resolves with appropriate management e.g. rest, breathing exercises, inhaled medications) and we have a defined escalation plan for participants who experience a fall or are at risk of mental health crisis. Any AEs that are not listed above will be assessed for seriousness and causality and will be reported accordingly.

SAEs that are common in this population and do not require reporting to the Clinical Trials Unit as an SAE for this trial are 'Treatment which was elective or pre-planned, for a pre-existing condition'; these will be recorded as part of follow-up data

collection in the participant questionnaires or in the relevant section(s) of the CRF (such as the hospital readmission CRF). Any event which fulfils the serious criteria will be reportable if it occurs, usually, within 48 hours of physical trial activity (physical trial activity can include, but is not limited to, exercise-based intervention sessions and sit-to-stand tests.)

### Trial oversight

Trial coordination will be based at Warwick Clinical Trials Unit (WCTU), University of Warwick. The multi-disciplinary Trial Management Group will oversee all aspects of trial design, delivery, quality assurance and data analysis. Significant issues arising from management meetings will be referred to the Trial Steering Committee or Investigators, as appropriate.

The Trial Steering Committee (TSC), with independent Chairperson, will monitor and supervise trial progress and advise on major trial decisions such as a need to change the protocol for any reason.

An independent Data Monitoring Committee (DMC) will review confidential trial reports containing recruitment, protocol compliance, safety data and interim assessments of outcome data. They will advise whether the trial should be amended or terminated based on any safety or ethical concerns. Ulster University will sponsor the study and along with WCTU will work with research sites to ensure local research governance.

### Data management and confidentiality

Electronic Trial CRFs and participant questionnaires will be developed to collect all trial data. Study documents and electronic identifiable information will have restricted access and be held on a secure, password-protected database. Names or addresses of participants will not be disclosed to anyone other than the staff involved in running the trial. A unique trial-specific identifier/code will be used on all documents other than the consent form and postal documents. The trial will be conducted in accordance with the current approved protocol, Good Clinical Practice (GCP), relevant data protection regulations and WCTU standard operating procedures (SOPs). Routine monitoring and risk assessment procedures will be conducted to protect patient safety and trial integrity.

A range of methods, including phone, text and email, will be used to capture trial data. Data will be collected for participants who discontinue or deviate from the protocol, unless they withdraw their consent. Notice of any deaths will be requested from the relevant hospital sites if this occurs.

### Sample size

The total sample size for iRehab will be **428 participants**. Using our primary outcome of EQ-5D-5L utility score at eight weeks, our target difference is 0.08 with a standard deviation of 0.2 (i.e. an effect size=0.4)<sup>56</sup>. Assuming seven intervention specialists for the intervention delivery group and an inter-cluster correlation coefficient of 0.01 with 30% loss to follow up (LTFU), a total of 428 (control: 197 and intervention: 231) participants will be required<sup>57,58</sup>. The Morbeek's formulation<sup>59</sup> was applied to allow for clustering in the intervention arm and

thus an unequal randomisation ratio of 1: 1.17. A difference of 0.08 on the primary outcome is a justifiable clinical effect<sup>48,56,60,61</sup>.

### Internal pilot

The main trial includes a nine month internal pilot study with target recruitment of 101 patients over nine months from the first randomisation<sup>62,63</sup>. The pilot study follows the same processes described in the main trial. The internal pilot phase aims to test recruitment procedures, confirm and refine recruitment rates, assess protocol and intervention compliance, refine procedures for outcome data collection, and test procedures for referral to, delivery of and fidelity with the iRehab intervention<sup>53,54,61,62,64</sup>. The recommended traffic light system will be used to guide decisions regarding progression of the trial based on pilot recruitment data [Please see Extended data file 4 for further details]. The main study proceeds following approval from independent committees and funder.

## Statistical analysis of efficacy and harms

### Statistics and data analysis

The main statistical analysis will be based on intention-to-treat. Data will be summarised and reported in accordance with CONSORT guidelines for RCTs<sup>63</sup>.

### Statistical analysis plan

#### Summary of baseline data and flow of patients

Baseline data will be summarised by treatment arm, using means, standard deviations (SD), medians, interquartile ranges (IQR) for continuous variables and frequencies and proportions for categorical variables. Screening data will be summarised and a CONSORT diagram will present participant flow throughout the trial<sup>63</sup>.

#### Primary and secondary outcome analysis

The primary outcome will be summarised using means, standard deviations, (SD) medians and interquartile ranges (IQR). Linear regression (heteroscedastic) model will be used to estimate the treatment effect with 95% confidence interval (CI), with and without adjustment for stratification variables, important patient-level covariates and practitioner/cluster effect, by intention-to-treat. If there is negligible clustering effect, then the usual linear regression will be used for the analysis. The impact of compliance will be assessed using CACE (complier average causal effect) analysis or other appropriate approach. Any continuous secondary outcomes will be assessed using linear regression (heteroscedastic) models and binary outcomes will be assessed using logistic regression models. Further details on the analysis of outcome measures and sensitivity analyses are given in the statistical analysis plan (provided separate to this paper).

### Subgroup analyses

Subgroup analysis specified *a priori* include (a) duration of mechanical ventilation ( $\leq 7$  days vs  $> 7$  days) and (b) age ( $\leq$  median age vs  $>$  median age)<sup>2,6,65</sup>. The primary outcome will be examined in relation to these subgroups using an interaction in the model with treatment and sub-group effect.

## Health economic evaluation

A prospective within-trial economic evaluation, adhering to NICE Reference Case recommendations, from a NHS and personal social services perspective<sup>66</sup>, will compare intervention with standard care. Healthcare resource use data will include health and social service use during the six-month follow-up period, collected via trial CRFs and costed using the most recently available published reference costs. Generic HRQoL will be assessed at baseline, eight weeks and six months using the EQ-5D-5L, with responses converted to health status scores using the UK value set recommended by NICE guidance at the time of analysis and sensitivity analyses conducted using alternative tariffs if this is likely to be useful for decision-making<sup>66</sup>. Participant-level QALY estimates will be calculated using the trapezoidal rule. Analyses will explore and manage data missingness in line with the approach to missing or spurious data described within the statistical analysis or Health Economics Analysis Plan (HEAP) [a detailed description of health economic analyses is presented in a HEAP]. Every effort will be made to minimize missingness, but if appropriate, a suitable method such as multiple imputation will be used to account for missingness. Bootstrapped bivariate regression will estimate and visualize incremental cost-effectiveness ratios, acceptability curves and net monetary benefit. If findings are non-convergent at six months, we will explore the sensitivity of cost-effectiveness to extrapolation of costs and benefits beyond the trial time horizon, via a suitable decision model or parametric survival analysis model or extrapolation of net monetary benefit. Value of information analysis will be conducted to explore the sensitivity of health economic recommendations to additional research. Sensitivity analyses will also explore the impact of broadening the decision perspective beyond the NICE reference case to include indirect costs such as the impact on productivity. Additional secondary cost-effectiveness analyses will also explore the unit cost of any achieved reductions in fatigue, illness perceptions or anxiety/depression resulting from the intervention.

The study will seek to support a Study Within A Trial (SWAT) looking at the availability, accessibility and concordance with self-report of locally available electronic records on health care resource use, such as hospitalisations. If sufficient, such routine data are available, we will conduct an analysis of the sensitivity of health economic results to the source of resource use data.

## Discussion

Since this protocol was initiated, research continues to report the consequences of Post Intensive Care Syndrome (PICS)<sup>67,68</sup>. This trial provides an opportunity to deliver a definitive trial for the pragmatic evaluation of a remote multicomponent rehabilitation programme targeting survivors of critical illness following discharge from the ICU in whom post-hospital morbidity is substantial. This trial aims to investigate, in survivors of critical illness following discharge from hospital after an Intensive Care Unit (ICU) admission, the effects of a six-week remote multicomponent rehabilitation intervention

compared to standard care on health-related quality of life at eight weeks post-randomisation.

## Ethics approval and consent to participate

**Ethics Reference Number:** London - Central Research Ethics Committee, 22/LO/0314.

Approval date: 18th May 2022

The trial will be conducted in conformance with the principles of the Declaration of Helsinki and to Good Clinical Practice (GCP) guidelines. It will also comply with all applicable UK legislation and Warwick Standard Operating Procedures (SOPs). All data will be stored securely and held in accordance with the UK GDPR and Common Law Duty of Confidentiality.

Consent to join the trial will usually be taken, by telephone or video call, once the participant has returned home. Consent will be taken by an appropriately delegated member of the research team. Potential participants will be asked to confirm they have read each of the consent items before agreeing to take part in the trial. A copy of the completed consent form will then be sent to the potential participant via email or post.

The trial protocol and related documents were approved by the London - Central Research Ethics Committee, 22/LO/0314  
Approval date: 18th May 2022 Research Ethics Committee,

Approvals will be sought from each NHS Trust Research and Development office and sites will only be permitted to enrol patients into the trial once all required agreements are in place. Substantial protocol amendments (e.g., changes to eligibility criteria, outcomes, analyses) will be communicated by the trial team to relevant parties i.e., investigators, RECs, participants, NHS Trusts and trial registries. Annual reports will be submitted to the REC within 30 days of the anniversary date on which the favourable opinion was given, and annually until the trial is declared ended. The REC and sponsor will be notified of the end of the trial (whether the trial ends at the planned time or prematurely). The CI will submit a final report to the required authorities with the results, including any publications, within one year ending the trial.

**Sponsor:** Ulster University [email: [e.bell2@ulster.ac.uk](mailto:e.bell2@ulster.ac.uk)]. This role includes confirming that arrangements are in place for the research to begin, ensuring that the research protocol and processes are appropriate; confirming that ethical approval and other authorisations have been obtained before a study begins and ensuring that good practice arrangements are maintained for the duration of the study in relation to the conduct of the study, monitoring and reporting (including the immediate reporting of suspected unexpected serious adverse events or reactions)

## Trial registration

The trial is registered (04.07.2022) with the International Standard Randomised Controlled Trial Number (ISRCTN) Register ISRCTN11266403 <https://doi.org/10.1186/ISRCTN11266403>

**Protocol:** iRehab\_Protocol\_Version8.0\_17.09.2024

## Trial status

Recruitment to this trial started on Dec 13<sup>th</sup> 2022 and at the time of preparing this manuscript (05.02.2025), 381 patients had been recruited. We aim to complete recruitment by April 30<sup>th</sup> 2025 and analysis will commence after the 8 week follow up period is complete, and the database has been cleaned and locked. Further analysis will be after the 26 week follow up is completed. The current protocol version is Version8.0\_17.09.2024.

## Data availability

No data available at this protocol stage

Following study completion, deidentified data sets generated will be available on request from WCTU Data Sharing Committee (DSC) ([WCTUDataAccess@warwick.ac.uk](mailto:WCTUDataAccess@warwick.ac.uk)) and via a data-sharing agreement. All requests for data should be sent to [wctu@datahs](mailto:wctu@datahs).

## Extended data

Ulster University's Research Portal : Remote multicomponent rehabilitation compared to standard care for survivors of critical illness after hospital discharge (iRehab): a protocol for a randomised controlled assessor-blind clinical and cost-effectiveness trial. Doi: <https://doi.org/10.21251/044bc476-ce37-4604-9335-0b8ad8de28ca><sup>69</sup>

1. iRehab CONSENT FORM: Remote multicomponent rehabilitation in survivors of critical illness after hospital discharge: The iRehab Trial
2. iRehab Participant Information Leaflet: Remote multicomponent rehabilitation in survivors of critical illness after hospital discharge – the iRehab Trial
3. iRehab internal pilot details

Data are available under the terms of the Creative Commons Attribution 4.0 International license.

## Reporting guidelines

Ulster University: SPIRIT checklist: Remote multicomponent rehabilitation compared to standard care for survivors of critical illness after hospital discharge (iRehab): a protocol for a randomised controlled assessor-blind clinical and cost-effectiveness trial. <https://doi.org/10.21251/044bc476-ce37-4604-9335-0b8ad8de28ca>

## Authors' contributions

BO'N, JMB, BC, DMcA conceived the trial and completed the first draft of the manuscript. BO'N, JMB, BC, JB, MU, RL, CJ, PD, GP, NH, JM, DMcA are grant applicants.

All authors contributed to the study protocol design, data interpretation or creation of work: Rehabilitation specialists BO'N, JMB, BC, JB, AH, JC (exercise rehabilitation/physiotherapy), RC, (psychology), PF (OT), ET (Dietetics), NH (primary care), DMcA (critical care). Also JM, MZ (Health economics); JMB, BC, BO'N (process evaluation, qualitative); BO'N, JMB, BC, JB, MU, PD, GP, DMcA, MU (clinical trials methodology); RL, CJi, MR (statistics); RK (PPI Lead for PAG); KJ (Outcomes); KR, RW (Trial management). All authors have reviewed and approved the submitted version. All authors have agreed both to be personally accountable for their own contributions and to ensure that questions related to the accuracy or integrity of any part of the work, even ones in which the author was not personally involved, are appropriately investigated, resolved, and the resolution documented in the literature. BO'N is the guarantor.

## Acknowledgements

We would like to thank our Patient Advisory Group (PAG) members for continued support for this trial.

## References

1. **ICNARC Case Mix Programme Summary (2019–2020)**. Intensive Care National Audit and Research Centre, London, UK, 2020.  
[Reference Source](#)
2. Dinglas VD, Friedman LA, Colantuoni E, et al.: **Muscle weakness and 5-year survival in Acute Respiratory Distress Syndrome Survivors**. *Crit Care Med*. 2017; **45**(3): 446–453.  
[PubMed Abstract](#) | [Publisher Full Text](#) | [Free Full Text](#)
3. Hopkins RO, Suchyta MR, Kamdar BB, et al.: **Instrumental activities of daily living after critical illness: a systematic review**. *Ann Am Thorac Soc*. 2017; **14**(8): 1332–1343.  
[PubMed Abstract](#) | [Publisher Full Text](#) | [Free Full Text](#)
4. Pandharipande PP, Girard TD, Jackson JC, et al.: **Long-term cognitive impairment after critical illness**. *N Engl J Med*. 2013; **369**(14): 1306–16.  
[PubMed Abstract](#) | [Publisher Full Text](#) | [Free Full Text](#)
5. Brodsky M, Huang M, Shanholtz C, et al.: **Recovery from dysphagia symptoms after oral endotracheal intubation in acute respiratory distress syndrome survivors. A 5-year longitudinal study**. *Ann Am Thorac Soc*. 2017; **14**(3): 376–383.  
[PubMed Abstract](#) | [Publisher Full Text](#) | [Free Full Text](#)
6. Pfoh ER, Wozniak AW, Colantuoni E, et al.: **Physical declines occurring after hospital discharge in ARDS survivors: a 5-year longitudinal study**. *Intensive Care Med*. 2016; **42**(10): 1557–1566.  
[PubMed Abstract](#) | [Publisher Full Text](#)
7. Oeyen SG, Vandijck DM, Benoit DD, et al.: **Quality of Life after intensive care: a systematic review of the literature**. *Crit Care Med*. 2010; **38**(12): 2386–400.  
[PubMed Abstract](#) | [Publisher Full Text](#)
8. Neufeld KJ, Leoutsakos JMS, Yan H, et al.: **Fatigue symptoms during the first year following ARDS**. *Chest*. 2020; **158**(3): 999–1007.  
[PubMed Abstract](#) | [Publisher Full Text](#) | [Free Full Text](#)



9. Lone NI, Lee R, Salisbury L, *et al.*: Predicting risk of unplanned hospital readmission in survivors of critical illness: a population-level cohort study. *Thorax*. 2019; **74**(11): 1046–1054.  
[PubMed Abstract](#) | [Publisher Full Text](#)
10. Kamdar BB, Huang M, Dinglas VD, *et al.*: Joblessness and lost earnings after acute respiratory distress syndrome in a 1-year national multicenter study. *Am J Respir Crit Care Med*. 2017; **196**(8): 1012–1020.  
[PubMed Abstract](#) | [Publisher Full Text](#) | [Free Full Text](#)
11. Griffiths J, Hatch RA, Bishop J, *et al.*: An exploration of social and economic outcome and associated health-related quality of life after critical illness in general intensive care unit survivors: a 12-month follow-up study. *Crit Care*. 2013; **17**(3): R100.  
[PubMed Abstract](#) | [Publisher Full Text](#) | [Free Full Text](#)
12. Reay H, Arulkumaran N, Brett SJ, *et al.*: Priorities for future intensive care research in the UK: results of a James Lind Alliance Priority Setting Partnership. *J Intensive Care Soc*. 2014; **15**(4): 288–296.  
[Publisher Full Text](#)
13. NICE: Rehabilitation after critical illness. NICE clinical guideline 83. National Institute for Health and Care Excellence, London, UK, 2009.  
[Reference Source](#)
14. Connolly B, Milton-Cole R, Adams C, *et al.*: Recovery, rehabilitation and follow-up services following critical illness: an updated UK national cross-sectional survey and progress report. *BMJ Open*. 2021; **11**(10): e052214.  
[PubMed Abstract](#) | [Publisher Full Text](#) | [Free Full Text](#)
15. Puhan MA, Gimeno-Santos E, Cates CJ, *et al.*: Pulmonary Rehabilitation following exacerbations of chronic obstructive pulmonary disease. *Cochrane Database Syst Rev*. 2016; **12**(12): CD005305.  
[PubMed Abstract](#) | [Publisher Full Text](#) | [Free Full Text](#)
16. Larun L, Brurberg KG, Odgaard-Jensen J, *et al.*: Exercise therapy for chronic fatigue syndrome. *Cochrane Database Syst Rev*. 2019; **10**(10): CD003200.  
[PubMed Abstract](#) | [Publisher Full Text](#) | [Free Full Text](#)
17. Long L, Mordi IR, Bridges C, *et al.*: Exercise-based cardiac rehabilitation for adults with heart failure. *Cochrane Database Syst Rev*. 2019; **1**(1): CD003331.  
[PubMed Abstract](#) | [Publisher Full Text](#) | [Free Full Text](#)
18. McGregor G, Sandhu H, Bruce J, *et al.*: Clinical effectiveness of an online supervised group physical and mental health rehabilitation programme for adults with post-covid-19 condition (REGAIN study): multicentre randomised controlled trial. *BMJ*. 2024; **384**: e076506.  
[PubMed Abstract](#) | [Publisher Full Text](#) | [Free Full Text](#)
19. Connolly B, O'Neill B, Salisbury L, *et al.*: Physical rehabilitation interventions for adult patients during critical illness: an overview of Systematic Reviews. *Thorax*. 2016; **71**(10): 881–890.  
[PubMed Abstract](#) | [Publisher Full Text](#) | [Free Full Text](#)
20. Connolly B, Salisbury L, O'Neill B, *et al.*: Exercise rehabilitation following intensive care unit discharge for recovery from critical illness. *Cochrane Database Syst Rev*. 2015; **2015**(6): CD008632.  
[PubMed Abstract](#) | [Publisher Full Text](#) | [Free Full Text](#)
21. King J, O'Neill B, Ramsay P, *et al.*: Identifying patients' support needs following critical illness: a scoping review of the qualitative literature. *Crit Care*. 2019; **23**(1): 187.  
[PubMed Abstract](#) | [Publisher Full Text](#) | [Free Full Text](#)
22. Ferguson K, Bradley JM, McAuley DF, *et al.*: Patients' perceptions of an exercise program delivered following discharge from hospital after critical illness (the revive trial). *J Intensive Care Med*. 2019; **34**(11–12): 978–84.  
[PubMed Abstract](#) | [Publisher Full Text](#)
23. O'Neill B, Green N, Blackwood B, *et al.*: Recovery following discharge from intensive care: what do patients think is helpful and what services are missing? *PLoS One*. 2024; **19**(3): e0297012.  
[PubMed Abstract](#) | [Publisher Full Text](#) | [Free Full Text](#)
24. Connolly B, Denehy L: Hindsight and moving the needle forwards on rehabilitation trial design. *Thorax*. 2018; **73**(3): 203–205.  
[PubMed Abstract](#) | [Publisher Full Text](#)
25. NHS England Technology Enabled Care Services (TECS). [Last accessed 28.02.2025].  
[Reference Source](#)
26. Vasilopoulou M, Papaioannou AI, Kaltsakas G, *et al.*: Home-based maintenance tele-rehabilitation reduces the risk for acute exacerbations of COPD, hospitalisations and emergency department visits. *Eur Respir J*. 2017; **49**(5): 1602129.  
[PubMed Abstract](#) | [Publisher Full Text](#)
27. Nakayama A, Takayama N, Kobayashi M, *et al.*: Remote cardiac rehabilitation is a good alternative of outpatient cardiac rehabilitation in the COVID-19 era. *Environ Health Prev Med*. 2020; **25**(1): 48.  
[PubMed Abstract](#) | [Publisher Full Text](#) | [Free Full Text](#)
28. Tew GA, Bedford R, Carr E, *et al.*: Community-based prehabilitation before elective major surgery: the PREP-WELL quality improvement project. *BMJ Open Qual*. 2020; **9**(1): e000898.  
[PubMed Abstract](#) | [Publisher Full Text](#) | [Free Full Text](#)
29. Light K, Bishop M, Wright T: Telephone calls make a difference in home balance training outcomes: a randomized trial. *J Geriatr Phys Ther*. 2016; **39**(3): 97–101.  
[PubMed Abstract](#) | [Publisher Full Text](#)
30. Dekker-van Weering M, Jansen-Kosterink S, Frazer S, *et al.*: User experience, actual use, and effectiveness of an information communication technology-supported home exercise program for pre-frail older adults. *Front Med (Lausanne)*. 2017; **4**: 208.  
[PubMed Abstract](#) | [Publisher Full Text](#) | [Free Full Text](#)
31. Holland AE, Mahal A, Hill CJ, *et al.*: Home-based rehabilitation for COPD using minimal resources: a randomised, controlled equivalence trial. *Thorax*. 2017; **72**(1): 57–65.  
[PubMed Abstract](#) | [Publisher Full Text](#) | [Free Full Text](#)
32. NSW Government Health: Delivering Pulmonary Rehabilitation via telehealth during COVID-19.  
[Reference Source](#)
33. Connolly SB, Kotseva K, Jennings C, *et al.*: Outcomes of an integrated community-based nurse-led Cardiovascular Disease prevention programme. *Heart*. 2017; **103**(11): 840–847.  
[PubMed Abstract](#) | [Publisher Full Text](#) | [Free Full Text](#)
34. Staniszewska S, Brett J, Simera I, *et al.*: GRIPP2 reporting checklists: tools to improve reporting of patient and public involvement in research. *BMJ*. 2017; **358**: j3453.  
[PubMed Abstract](#) | [Publisher Full Text](#) | [Free Full Text](#)
35. Chan AW, Tetzlaff JM, Altman DG, *et al.*: SPIRIT 2013 statement: defining standard protocol items for clinical trials. *Ann Intern Med*. 2013; **158**(3): 200–7.  
[PubMed Abstract](#) | [Publisher Full Text](#) | [Free Full Text](#)
36. NIHR Improving inclusion of under-served groups in clinical research: guidelines form INCLUDE project. [Last accessed 11.03.2024].  
[Reference Source](#)
37. Gorman E, Shankar-Hari M, Hopkins P, *et al.*: Repair of Acute Respiratory Distress Syndrome by stromal cell administration in COVID-19 (REALIST-COVID-19): a structured summary of a study protocol for a randomised, controlled trial. *Trials*. 2020; **21**(1): 462.  
[PubMed Abstract](#) | [Publisher Full Text](#) | [Free Full Text](#)
38. Hoffmann TC, Glasziou PP, Boutron I, *et al.*: Better reporting of interventions: Template for Intervention Description and Replication (TIDieR) checklist and guide. *BMJ*. 2014; **348**: g1687.  
[PubMed Abstract](#) | [Publisher Full Text](#)
39. Borrelli B: The assessment, monitoring, and enhancement of treatment fidelity in public health clinical trials. *J Public Health Dent*. 2011; **71**(s1): S52–S63.  
[PubMed Abstract](#) | [Publisher Full Text](#) | [Free Full Text](#)
40. O'Shea O, McCormick R, Bradley J, *et al.*: Fidelity review: a scoping review of the methods used to evaluate treatment fidelity in behavioural change interventions. *Phys Ther Rev*. 2016; **21**(3–6): 207–214.  
[Publisher Full Text](#)
41. Bradley JM, Hutchings M, Arden MA, *et al.*: A RCT to explore the effectiveness of supporting adherence to nebuliser medication in adults with Cystic Fibrosis: fidelity assessment of study interventions. *BMC Pulm Med*. 2024; **24**(1): 148.  
[PubMed Abstract](#) | [Publisher Full Text](#) | [Free Full Text](#)
42. Bowman A, Denehy L, Benjemaa A, *et al.*: Feasibility and safety of the 30-second Sit-to-Stand test delivered via telehealth: an observational study. *PM R*. 2023; **15**(1): 31–40.  
[PubMed Abstract](#) | [Publisher Full Text](#)
43. Morita AA, Bisca GW, Machado FVC, *et al.*: Best protocol for the Sit-to-Stand test in subjects with COPD. *Respir Care*. 2018; **63**(8): 1040–1049.  
[PubMed Abstract](#) | [Publisher Full Text](#)
44. Needham DM, Sepulveda KA, Dinglas VD, *et al.*: Core outcome measures for clinical research in Acute Respiratory Failure survivors. An international modified Delphi consensus study. *Am J Respir Crit Care Med*. 2017; **196**(9): 1122–1130.  
[PubMed Abstract](#) | [Publisher Full Text](#) | [Free Full Text](#)
45. Connolly B, Denehy L, Hart N, *et al.*: Physical Rehabilitation Core Outcomes In Critical illness (PRACTICE): protocol for development of a Core Outcome Set. *Trials*. 2018; **19**(1): 294.  
[PubMed Abstract](#) | [Publisher Full Text](#) | [Free Full Text](#)
46. Robinson KA, Davis WE, Dinglas VD, *et al.*: A systematic review finds limited data on measurement properties of instruments measuring outcomes in adult Intensive Care Unit survivors. *J Clin Epidemiol*. 2017; **82**: 37–46.  
[PubMed Abstract](#) | [Publisher Full Text](#) | [Free Full Text](#)
47. Gerth AMJ, Hatch RA, Young JD, *et al.*: Changes in health-related quality of life after discharge from an Intensive Care Unit: a systematic review. *Anaesthesia*. 2019; **74**(1): 100–108.  
[PubMed Abstract](#) | [Publisher Full Text](#) | [Free Full Text](#)
48. McPeake J, Shaw M, Iwashyna TJ, *et al.*: Intensive care Syndrome: Promoting Independence and Return to Employment (InSPIRE). Early evaluation of a complex intervention. *PLoS One*. 2017; **12**(11): e0188028.  
[PubMed Abstract](#) | [Publisher Full Text](#) | [Free Full Text](#)
49. Broadbent E, Petrie KJ, Main J, *et al.*: The Brief Illness Perception Questionnaire. *J Psychosom Res*. 2006; **60**(6): 631–37.  
[PubMed Abstract](#) | [Publisher Full Text](#)
50. Zigmond AS, Snaith RP: The hospital anxiety and depression scale. *Acta Psychiatr Scand*. 1983; **67**(6): 361–370.  
[PubMed Abstract](#) | [Publisher Full Text](#)
51. Sekhon M, Cartwright M, Francis JJ: Development of a theory-informed questionnaire to assess the acceptability of healthcare interventions. *BMC*



- Health Serv Res.* 2022; **22**(1): 279.  
[PubMed Abstract](#) | [Publisher Full Text](#) | [Free Full Text](#)
52. McDowell K, O'Neill B, Blackwood B, *et al.*: **Effectiveness of an exercise programme on physical function in patients discharged from hospital following critical illness: a randomised controlled trial (the REVIVE trial).** *Thorax.* 2017; **72**(7): 594–95.  
[PubMed Abstract](#) | [Publisher Full Text](#)
  53. Skivington K, Matthews L, Simpson SA, *et al.*: **A new framework for developing and evaluating complex interventions: update of Medical Research Council guidance.** *BMJ.* 2021; **374**: n2061.  
[PubMed Abstract](#) | [Publisher Full Text](#) | [Free Full Text](#)
  54. Moore GF, Audrey S, Barker M, *et al.*: **Process evaluation of complex interventions: Medical Research Council guidance.** *BMJ.* 2015; **350**: h1258.  
[PubMed Abstract](#) | [Publisher Full Text](#) | [Free Full Text](#)
  55. O'Neill B, O'Shea O, McDonough S, *et al.*: **Clinician-facilitated physical activity intervention versus Pulmonary Rehabilitation for improving physical activity in COPD: a feasibility study.** *COPD.* 2018; **15**(3): 254–264.  
[PubMed Abstract](#) | [Publisher Full Text](#)
  56. Batterham AM, Bonner S, Wright J, *et al.*: **Effect of supervised aerobic exercise rehabilitation on physical fitness and quality-of-life in survivors of critical illness: an exploratory minimized controlled trial (PIX study).** *Br J Anaesth.* 2014; **113**(1): 130–37.  
[PubMed Abstract](#) | [Publisher Full Text](#) | [Free Full Text](#)
  57. Yohannes AM, Casaburi R, Dryden S, *et al.*: **Predictors of premature discontinuation and prevalence of dropouts from a Pulmonary Rehabilitation program in patients with Chronic Obstructive Pulmonary Disease.** *Respir Med.* 2022; **193**: 106742.  
[PubMed Abstract](#) | [Publisher Full Text](#)
  58. Busch AM, Scott-Sheldon LAJ, Pierce J, *et al.*: **Depressed mood predicts Pulmonary Rehabilitation completion among women, but not men.** *Respir Med.* 2014; **108**(7): 1007–1013.  
[PubMed Abstract](#) | [Publisher Full Text](#) | [Free Full Text](#)
  59. Moerbeek M, Wong WK: **Sample size formulae for trials comparing group and individual treatments in a multilevel model.** *Stat Med.* 2008; **27**(15): 2850–64.  
[PubMed Abstract](#) | [Publisher Full Text](#)
  60. Pickard AS, Neary MP, Cella D: **Estimation of minimally important differences in EQ-5D utility and VAS scores in cancer.** *Health Qual Life Outcomes.* 2007; **5**: 70.  
[PubMed Abstract](#) | [Publisher Full Text](#) | [Free Full Text](#)
  61. Cocks K, Torgerson DJ: **Sample size calculations for pilot randomized trials: a confidence interval approach.** *J Clin Epidemiol.* 2013; **66**(2): 197–201.  
[PubMed Abstract](#) | [Publisher Full Text](#)
  62. Avery KNL, Williamson PR, Gamble C, *et al.*: **Informing efficient Randomised Controlled Trials: exploration of challenges in developing progression criteria for internal pilot studies.** *BMJ Open.* 2017; **7**(2): e013537.  
[PubMed Abstract](#) | [Publisher Full Text](#) | [Free Full Text](#)
  63. Moher D, Schulz KF, Altman DG: **The CONSORT statement: revised recommendations for improving the quality of reports of parallel-group randomised trials.** *Lancet.* 2001; **357**(9263): 1191–4.  
[PubMed Abstract](#)
  64. Wilson C, Rooshenas L, Paramasivan S, *et al.*: **Development of a framework to improve the process of recruitment to Randomised Controlled Trials (RCTs): the SEAR (Screened, Eligible, Approached, Randomised) framework.** *Trials.* 2018; **19**(1): 50.  
[PubMed Abstract](#) | [Publisher Full Text](#) | [Free Full Text](#)
  65. Herridge MS, Chu LM, Matte A, *et al.*: **The RECOVER program: disability risk groups and 1-year outcome after 7 or more days of Mechanical Ventilation.** *Am J Respir Crit Care Med.* 2016; **194**(7): 831–44.  
[PubMed Abstract](#) | [Publisher Full Text](#)
  66. **NICE technology appraisal guidance.** Last accessed 26.01.2022.  
[Reference Source](#)
  67. Hiser SL, Fatima A, Ali M, *et al.*: **Post-Intensive Care Syndrome (PICS): recent updates.** *J Intensive Care.* 2023; **11**(1): 23.  
[PubMed Abstract](#) | [Publisher Full Text](#) | [Free Full Text](#)
  68. Cagino LM, Seagly KS, McSparron JL: **Survivorship after critical illness and Post-Intensive Care Syndrome.** *Clin Chest Med.* 2022; **43**(3): 551–561.  
[PubMed Abstract](#) | [Publisher Full Text](#)
  69. O'Neill B, Bradley JM, Connolly B, *et al.*: **SPIRIT checklist: remote multicomponent rehabilitation compared to standard care for survivors of critical illness after hospital discharge (iRehab): a protocol for a randomised controlled assessor-blind clinical and cost-effectiveness trial.** 2025.  
<http://www.doi.org/10.21251/044bc476-ce37-4604-9335-0b8ad8de28ca>

# Open Peer Review

Current Peer Review Status:  

Version 1

Reviewer Report 29 May 2025

<https://doi.org/10.3310/nihropenres.15118.r35316>

© 2025 O'Grady H. This is an open access peer review report distributed under the terms of the [Creative Commons Attribution License](#), which permits unrestricted use, distribution, and reproduction in any medium, provided the original work is properly cited.



**Heather K O'Grady**

<sup>1</sup> Niagara Health Knowledge Institute, Niagara Health System (Ringgold ID: 27363), Saint Catharines, Ontario, Canada

<sup>2</sup> McMaster University, Hamilton, Ontario, Canada

<sup>3</sup> Niagara Health Knowledge Institute, Niagara Health System (Ringgold ID: 27363), Saint Catharines, Ontario, Canada

<sup>4</sup> McMaster University, Hamilton, Ontario, Canada

O'Neill and colleagues report a protocol for a multi-component rehabilitation intervention (iRehab) for survivors of critical illness. The authors provide a detailed description of the trial rationale, design and analysis plan.

Thank you very much for the opportunity to review this manuscript. As ICU survivorship increases, there is an increasing need to identify interventions to support survivors experiencing important post-ICU morbidity. This work adds to a growing body of literature exploring rehabilitation strategies to mitigate PICS. This work is novel and addresses an important question in the field of ICU rehabilitation. Particularly, the authors are to be congratulated for a comprehensive trial design, with the inclusion of critical elements that will contribute to its interpretation including patient and public involvement and an embedded pilot, process evaluation, and economic evaluation. This protocol manuscript is very well written and transparently reported.

Below, I will have included some minor comments for consideration.

## Methods

1. Participant Identification and Consent - Can the authors please clarify how potential participants are contacted after they are screened by clinical teams/site trial champion at hospital sites? (i.e., phone, email)
2. Trial Interventions - Was there a pre-specified number of minimum or maximum participants for the "group-based" activities (i.e., exercise session and peer support)?
3. Trial Interventions - If pre-specified, it would be helpful to understand additional details of intervention components to allow replication (i.e., parameters of the exercise interventions,

- structure of the peer support sessions). If not pre-specified, it might be helpful to state this and include these details in the results manuscript (as suggested with the TIDieR checklist).
4. Secondary Outcomes - The 30s STS might be better characterized as a measure of lower extremity strength (vs. a global measure of physical strength) – it is also a measure of exercise capacity, both of which are supported by the included reference #42.
  5. Trial Oversight - I think there is a sentence cut-off at the end of this paragraph. Reads "si".
  6. Internal Pilot - Were there pre-specified criteria to help determine whether the main study would proceed following the internal pilot? If so, it would be helpful to report these for transparency.
  7. Process Evaluation - The authors might want to consider including an implementation framework (e.g., the Consolidated Framework for Implementation Research; <https://doi.org/10.1186/s13012-022-01245-0>) to help guide the process evaluation analysis.

**Is the rationale for, and objectives of, the study clearly described?**

Yes

**Is the study design appropriate for the research question?**

Yes

**Are sufficient details of the methods provided to allow replication by others?**

Yes

**Are the datasets clearly presented in a useable and accessible format?**

Not applicable

**Competing Interests:** No competing interests were disclosed.

**Reviewer Expertise:** Knowledge Translation, Patient and Family Engagement, Research Methods, ICU-Based Rehabilitation

**I confirm that I have read this submission and believe that I have an appropriate level of expertise to confirm that it is of an acceptable scientific standard.**

Reviewer Report 06 May 2025

<https://doi.org/10.3310/nihropenres.15118.r35191>

© 2025 Mayer K. This is an open access peer review report distributed under the terms of the [Creative Commons Attribution License](#), which permits unrestricted use, distribution, and reproduction in any medium, provided the original work is properly cited.



**Kirby Mayer** 

<sup>1</sup> University of Kentucky, Kentucky, USA

<sup>2</sup> University of Kentucky, Kentucky, USA

Dear authors, thank you for your dedication to ICU Recovery and PICS. The manuscript is well-

structured and well-written. The approach to post-ICU interventions is clinically meaningful. The multi-component intervention strategy aimed at improving HrQOL is very important. I am also very appreciative to read your focus and plan for intervention fidelity and process evaluation. My main comments are related to the approach to interventions as it may be very challenging to replicate the study with limited descriptions of the interventions.

1.) The **Trial Interventions** section state that interventions are "details are reported separately." Besides Table 1 - are more details about the intervention available? Specifically, what is "targeted" and "individualized" exercise. The table states a home exercise plan, but how are exercises individualized i.e. physiologically based on heart rates; functional status; domain deficits i.e. aerobic vs muscle strength training? If it is "group-based" as mentioned in format then how is exercise targeted/individualized?

2) Symptoms and management plans - is it possible to provide additional explanations? For example, if pain is a symptom is the team providing pain management strategies, analgesics, etc. As a clinician in an ICU Recovery Clinic, I understand the spectrum of symptoms and treatment for patients, and your approach should be celebrated. But the methods lack detail in the intervention delivery that would prevent reproducibility of interventions - I would recommend elaborating when possible. For example, if a medical provider is selecting any management or drug available, then could this be stated: "After symptom assessment, an iREHAB team member provided treatment based on their clinical judgement. Treatment approaches included, but not limited to XXX, XXX, XX>..

3) Psychological well-being support - is this delivered via a trained/licensed psychologist? is this general support? is this medications? - can more detail be provided to describe the approach?

- The intervention overview is helpful, but I am not completely sure what is being provided. Perhaps, I missed a table or supplemental file. I would suggest that details in the intervention will enhance the rigor and reproducibility in reporting.

Minor Comments:

1.) Can you elaborate on the exclusion - contra-indication to exercise? will this be based on exercise guidelines or clinical practice guidelines?

2.) who are the iRehab intervention team members that are described in the format and mode of delivery - what disciplines? did they have ICU or post ICU experience? can details be provided about how they were selected?

3.) Remote delivery enhances implementation for majority of individuals; what about individuals who lack access to internet or telephone? will they be excluded? will you address for technological barriers in adherence plan?

4) Can the selection of 6-week approach be justified? was this based on literature, pilot data, or simply feasibility of delivery?

5.) Since the study was registered in April 2022 and already enrolled 381 patients, were there any modifications to the protocol that should be acknowledged or transparent? It appears the current protocol is on Version 8.0.

6.) Subgroup analyses - is the team planning for any sub-analyses based on diagnosis or comorbidities. There have been several investigations that support that comorbidity alone can influence the primary outcome of HrQOL (Orwelius et al Critical Care 2024) (Jones et al CCMEd 2023);

**Is the rationale for, and objectives of, the study clearly described?**

Yes

**Is the study design appropriate for the research question?**

Yes

**Are sufficient details of the methods provided to allow replication by others?**

Partly

**Are the datasets clearly presented in a useable and accessible format?**

Yes

***Competing Interests:*** No competing interests were disclosed.

***Reviewer Expertise:*** Post-Intensive Care Syndrome; Rehabilitation; Skeletal Muscle Dysfunction; Emotional and Cognitive Health; Social Determinants of Health

**I confirm that I have read this submission and believe that I have an appropriate level of expertise to confirm that it is of an acceptable scientific standard.**

---